



**Fitzpatrick  
Woolmer**

## Cavalier™

Our **Cavalier™** signs offer a bold welcome, making a striking first impression for visitors. As statement pieces, they are perfect for marking entrances and reinforcing site identity. Their traditional style complements urban parks beautifully, guiding visitors to key facilities and points of interest with clarity and elegance.

Designed for durability, these signs are built to endure harsh weather and demanding environments, ensuring long-lasting performance while enhancing the visual appeal and functionality of public spaces.

### Product features

- \* Stainless steel construction
- \* Can be supplied with or without a header board
- \* Single or double sided option
- \* Tamper resistant fixings
- \* Removable graphic panel
- \* Powdercoat finish to standard colour
- \* Standard sizes A2, A1 and A0
- \* 1 year manufacturer's warranty

**Fitzpatrick Woolmer Design & Publishing Limited**

Unit 7 Lakeside Park, Neptune Close, Rochester, Kent, ME2 4LT  
 t: 01634 711 771 e: info@fwdp.co.uk w: fwdp.co.uk



By Appointment to His Majesty The King  
 Manufacturer of Signs and Wayfinding  
 Fitzpatrick Woolmer Design & Publishing Ltd, Kent

Specification applies to the standard product. Our range of options usually allow us to accommodate any differences you may require. Please contact us and we will be happy to support you in developing this specification to meet your requirements.

Option delete/ update as appropriate

**Manufacturer:** Fitzpatrick Woolmer,  
Unit 7 Lakeside Park, Neptune Close,  
Rochester, Kent, ME2 4LT.

**Tel:** 01634 711 771

**Email:** info@fwdp.co.uk

**Metal:** Stainless steel

**Grade:** 304

**Metal:** Aluminium

**Grade:** 1050

**Finish:** Powdercoat to BS EN 12206:2021 Part 1

**Colour:** RAL 9005 Black

**Fixings:** Stainless steel

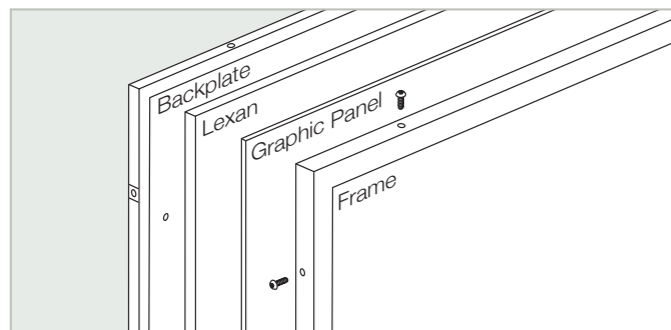
**Type:** Security

**Capacity:** Will accommodate a 3mm thick printed graphic panel

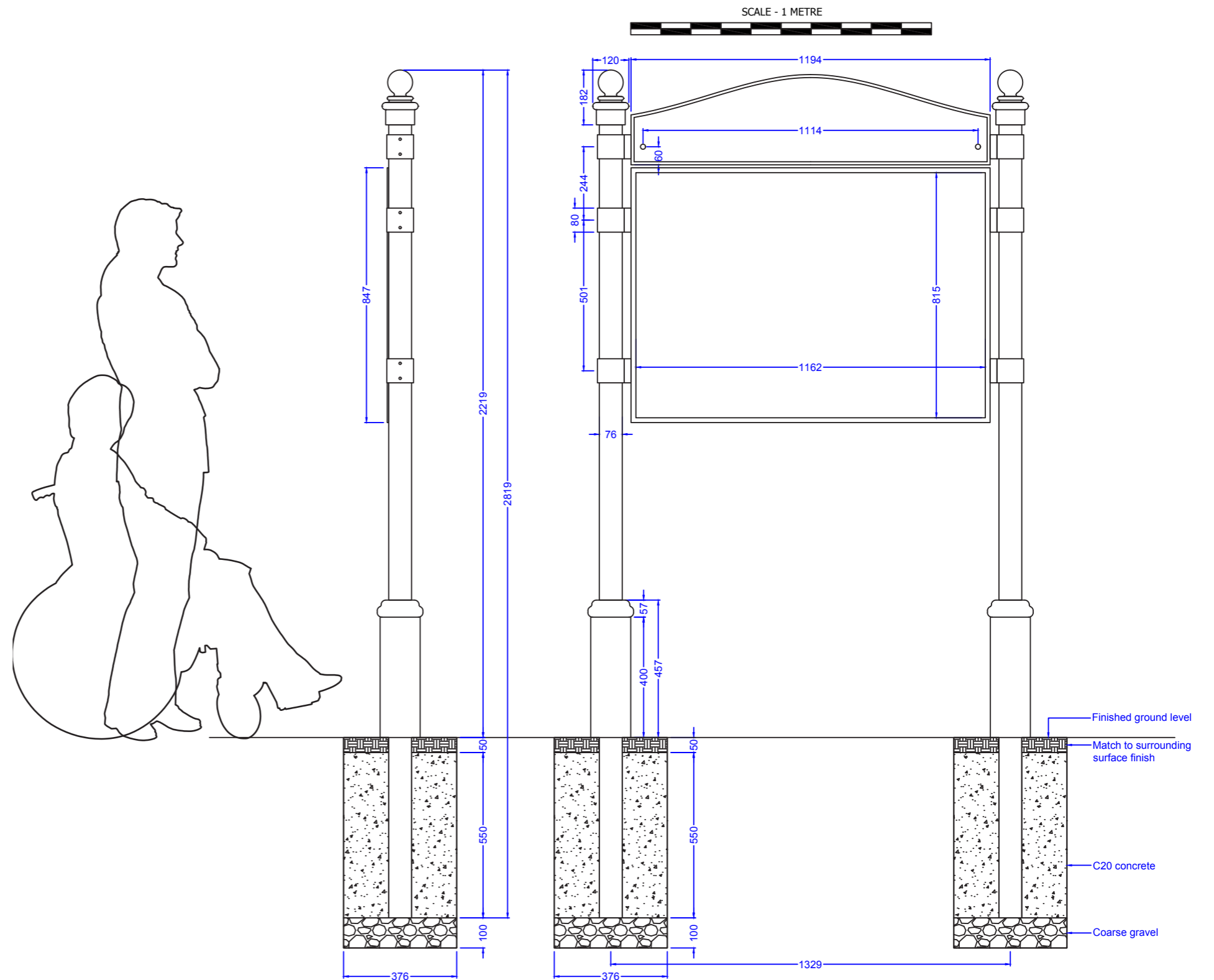
**Weight:** 79kg

**Installation:** Posts extend 600mm below ground level

**Guarantee:** One year manufacturer's warranty



Standard assembly



Note: All dimensions are indicative only. Footing details are subject to soil conditions and structural engineers recommendations.

Specification applies to the standard product. Our range of options usually allow us to accommodate any differences you may require. Please contact us and we will be happy to support you in developing this specification to meet your requirements.

Option delete/ update as appropriate

**Manufacturer:** Fitzpatrick Woolmer, Unit 7 Lakeside Park, Neptune Close, Rochester, Kent, ME2 4LT.

**Tel:** 01634 711 771

**Email:** info@fwdp.co.uk

**Metal:** Stainless steel

**Grade:** 304

**Finish:** Powdercoat to BS EN 12206:2021 Part 1

**Colour:** RAL 9005 Black

**Fixings:** Stainless steel

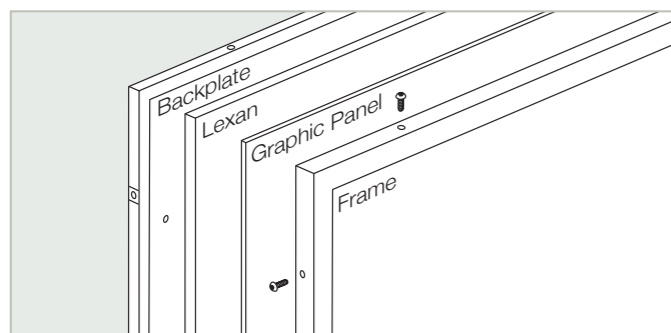
**Type:** Security

**Capacity:** Will accommodate a 3mm thick printed graphic panel

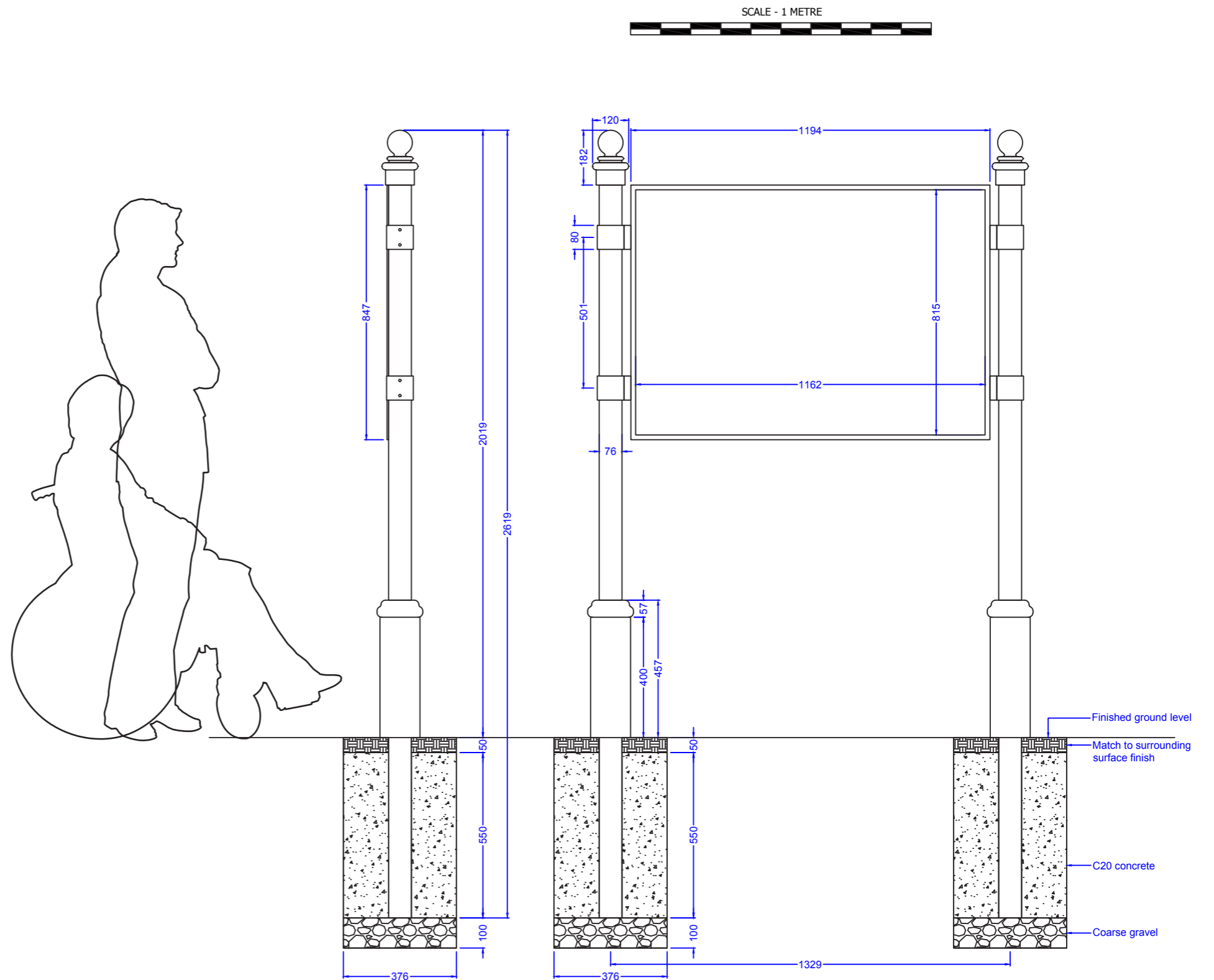
**Weight:** 58kg

**Installation:** Posts extend 600mm below ground level

**Guarantee:** One year manufacturer's warranty



Standard assembly



Note: All dimensions are indicative only. Footing details are subject to soil conditions and structural engineers recommendations.

Specification applies to the standard product. Our range of options usually allow us to accommodate any differences you may require. Please contact us and we will be happy to support you in developing this specification to meet your requirements.

Option delete/ update as appropriate

**Manufacturer:** Fitzpatrick Woolmer,  
Unit 7 Lakeside Park, Neptune Close,  
Rochester, Kent, ME2 4LT.

**Tel:** 01634 711 771

**Email:** info@fwdp.co.uk

**Metal:** Stainless steel

**Grade:** 304

**Metal:** Aluminium

**Grade:** 1050

**Finish:** Powdercoat to BS EN 12206:2021 Part 1

**Colour:** RAL 9005 Black

**Fixings:** Stainless steel

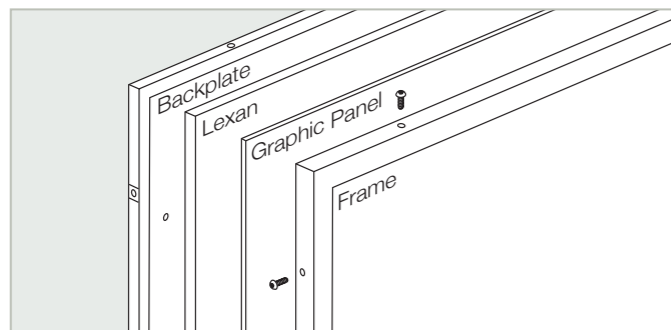
**Type:** Security

**Capacity:** Will accommodate a 3mm thick printed graphic panel

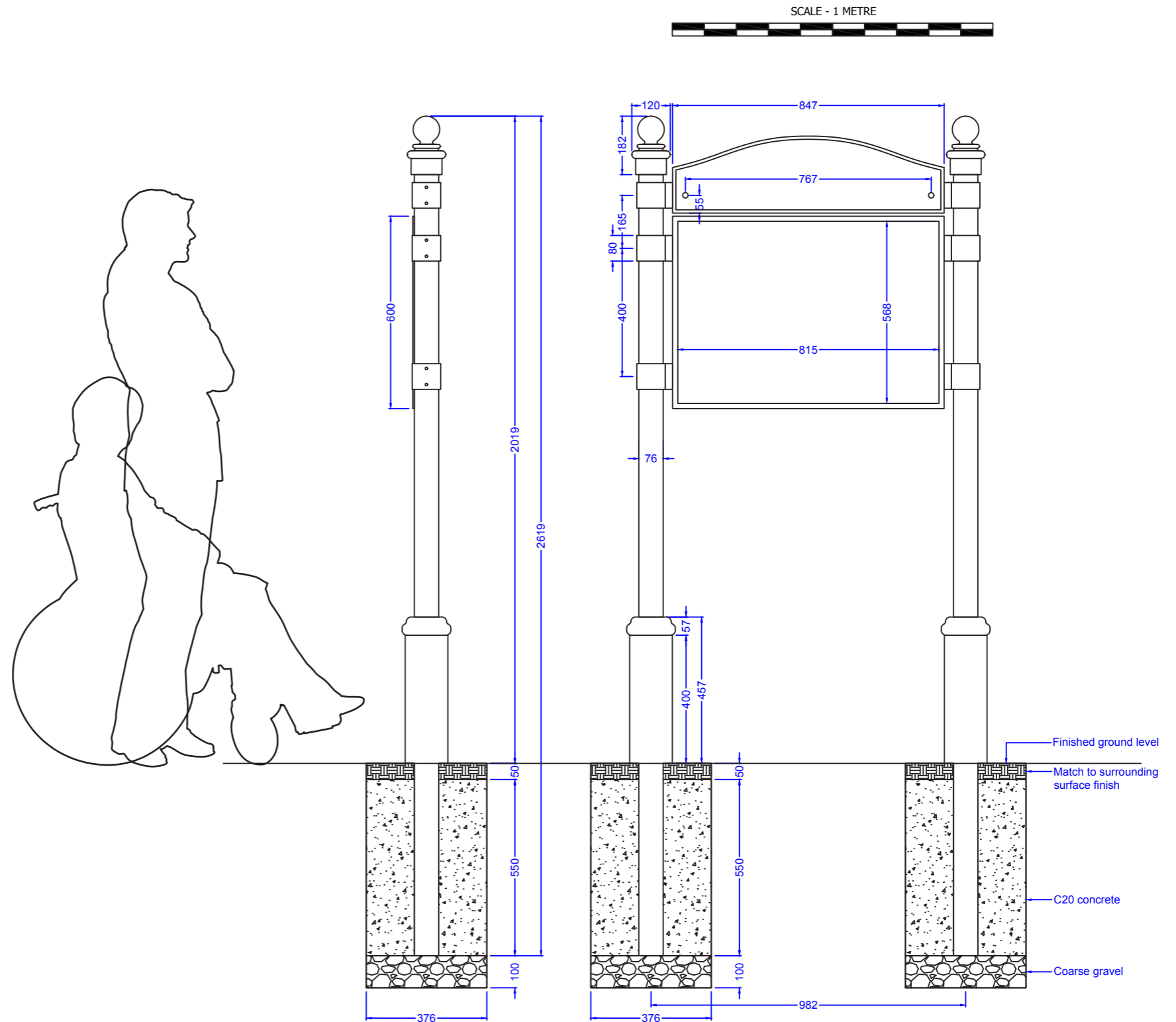
**Weight:** 55kg

**Installation:** Posts extend 600mm below ground level

**Guarantee:** One year manufacturer's warranty



Standard assembly



Note: All dimensions are indicative only. Footing details are subject to soil conditions and structural engineers recommendations.



Specification applies to the standard product. Our range of options usually allow us to accommodate any differences you may require. Please contact us and we will be happy to support you in developing this specification to meet your requirements.

Option delete/ update as appropriate

**Manufacturer:** Fitzpatrick Woolmer,  
Unit 7 Lakeside Park, Neptune Close,  
Rochester, Kent, ME2 4LT.

**Tel:** 01634 711 771

**Email:** info@fwdp.co.uk

**Metal:** Stainless steel

**Grade:** 304

**Metal:** Aluminium

**Grade:** 1050

**Finish:** Powdercoat to BS EN 12206:2021 Part 1

**Colour:** RAL 9005 Black

**Fixings:** Stainless steel

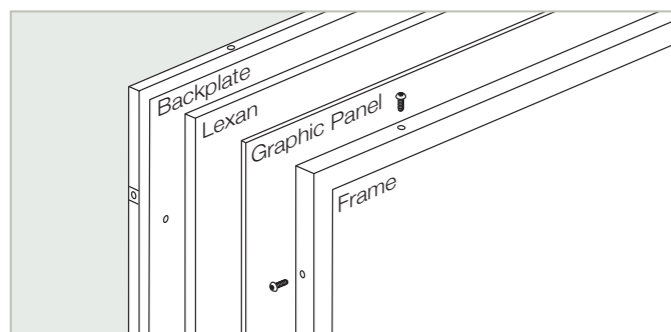
**Type:** Security

**Capacity:** Will accommodate a 3mm thick printed graphic panel

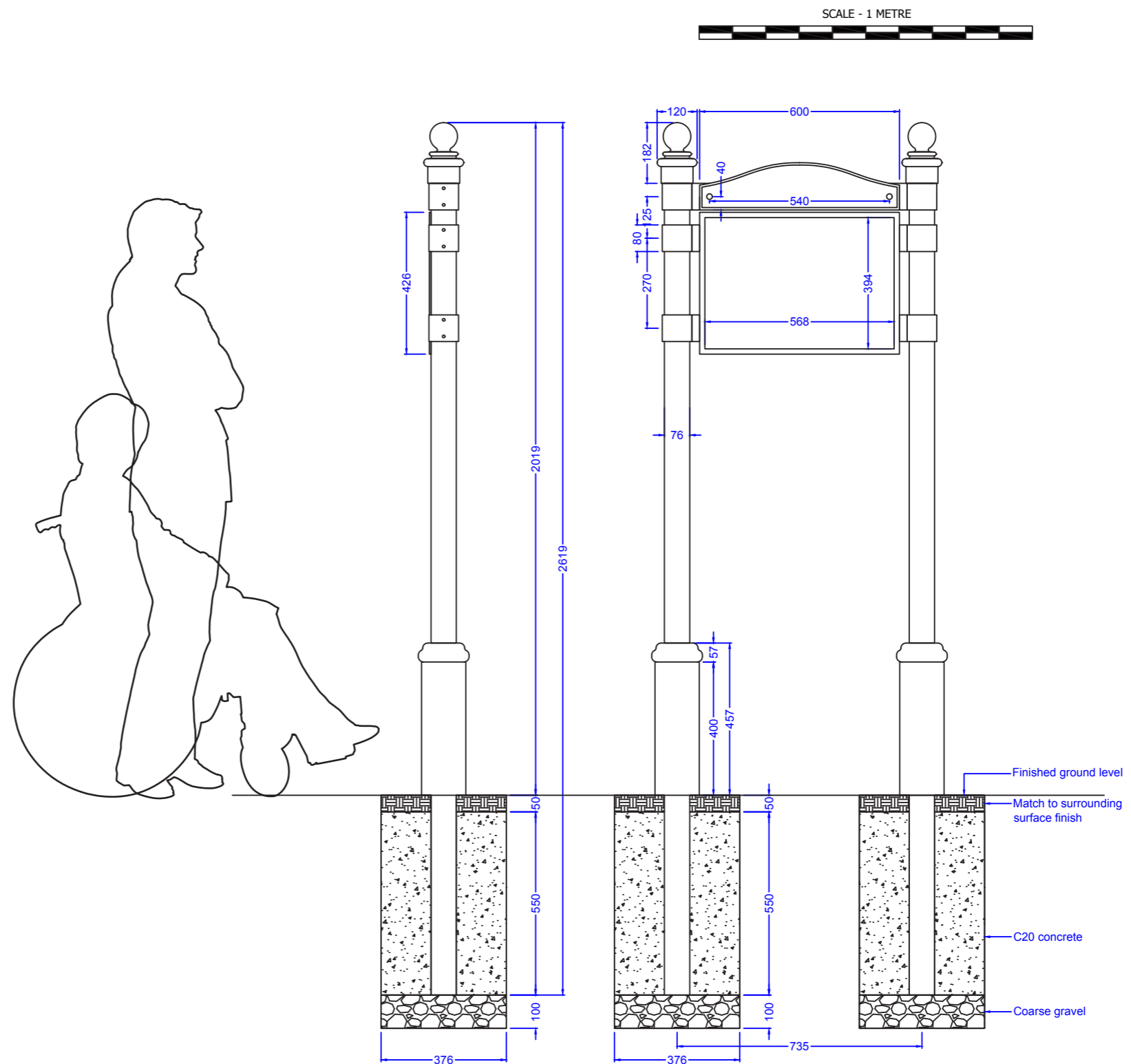
**Weight:** 47kg

**Installation:** Posts extend 600mm below ground level

**Guarantee:** One year manufacturer's warranty



Standard assembly



Note: All dimensions are indicative only. Footing details are subject to soil conditions and structural engineers recommendations.

Specification applies to the standard product. Our range of options usually allow us to accommodate any differences you may require. Please contact us and we will be happy to support you in developing this specification to meet your requirements.

Option delete/ update as appropriate

**Manufacturer:** Fitzpatrick Woolmer,  
Unit 7 Lakeside Park, Neptune Close,  
Rochester, Kent, ME2 4LT.

**Tel:** 01634 711 771

**Email:** info@fwdp.co.uk

**Metal:** Stainless steel

**Grade:** 304

**Finish:** Powdercoat to BS EN 12206:2021 Part 1

**Colour:** RAL 9005 Black

**Fixings:** Stainless steel

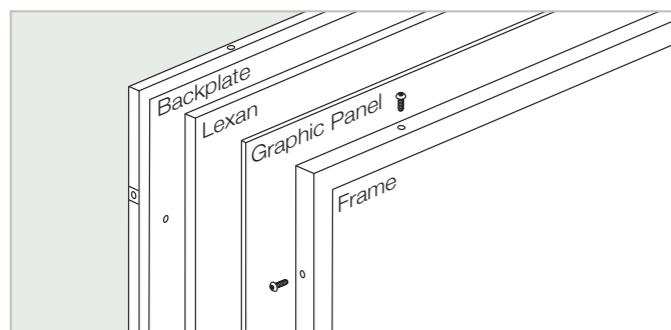
**Type:** Security

**Capacity:** Will accommodate a 3mm thick printed graphic panel

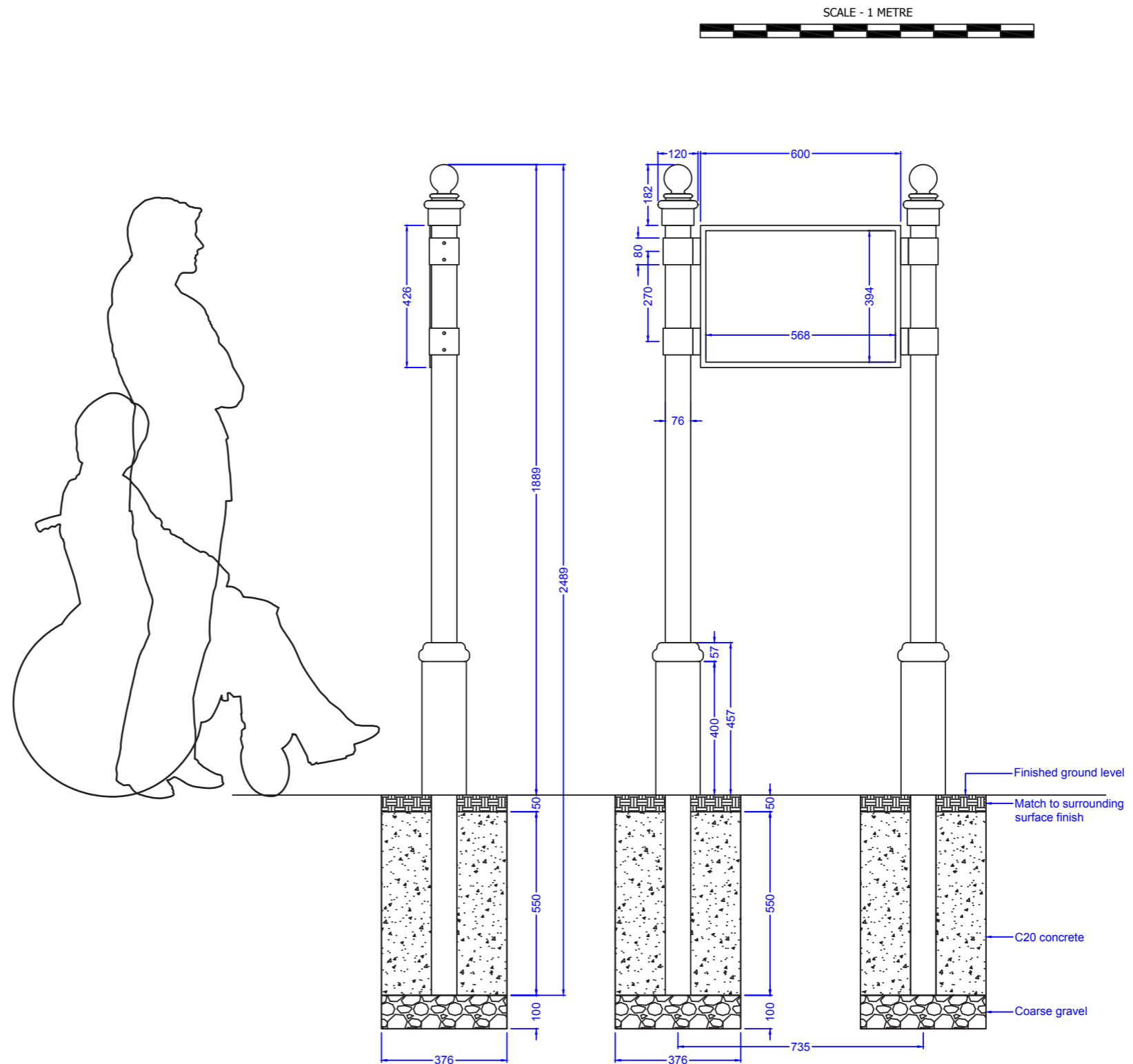
**Weight:** 41kg

**Installation:** Posts extend 600mm below ground level

**Guarantee:** One year manufacturer's warranty



Standard assembly



Note: All dimensions are indicative only. Footing details are subject to soil conditions and structural engineers recommendations.