



**Fitzpatrick  
Woolmer**

## Corten Lectern

Our Corten weathering steel lecterns offer a striking interpretation display solution, featuring a unique rusted patina finish that evolves over time, enhancing its character. The laser-cut details allow for customised designs, seamlessly reflecting the essence of your site or attraction.

These lecterns combine functionality with artistic appeal, creating a durable yet visually captivating feature that stands out and provides an immersive experience for visitors while blending harmoniously with outdoor environments.

### Product features

- \* Corten weathering steel construction
- \* Tamper resistant fixings
- \* Removable graphic panel
- \* Easy access for children and wheelchair users
- \* Rusted patina finish
- \* Standard sizes A5, A4, A3, A2 and A1
- \* 1 year manufacturer's warranty

**Fitzpatrick Woolmer Design & Publishing Limited**

Unit 7 Lakeside Park, Neptune Close, Rochester, Kent, ME2 4LT  
t: 01634 711 771 e: info@fwdp.co.uk w: fwdp.co.uk



By Appointment to His Majesty The King  
Manufacturer of Signs and Wayfinding  
Fitzpatrick Woolmer Design & Publishing Ltd, Kent

Specification applies to the standard product. Our range of options usually allow us to accommodate any differences you may require. Please contact us and we will be happy to support you in developing this specification to meet your requirements.

**Manufacturer:** Fitzpatrick Woolmer,  
Unit 7 Lakeside Park, Neptune Close,  
Rochester, Kent, ME2 4LT.

**Tel:** 01634 711 771

**Email:** info@fwdp.co.uk

**Material:** Corten atmospheric corrosion resistant steel plate

**Finish:** Weathered

**Colour:** Natural rusted patina

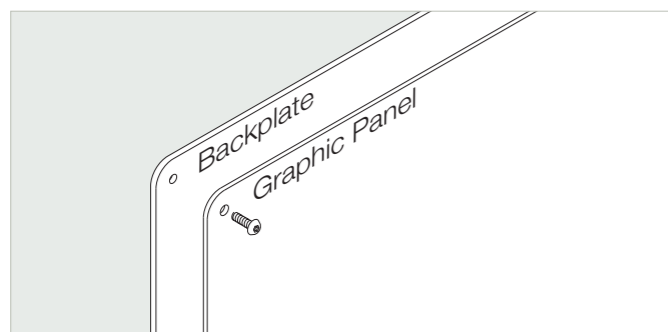
**Visible fixings:** Stainless steel security fixings

**Capacity:** Will accommodate a 3mm thick printed graphic panel

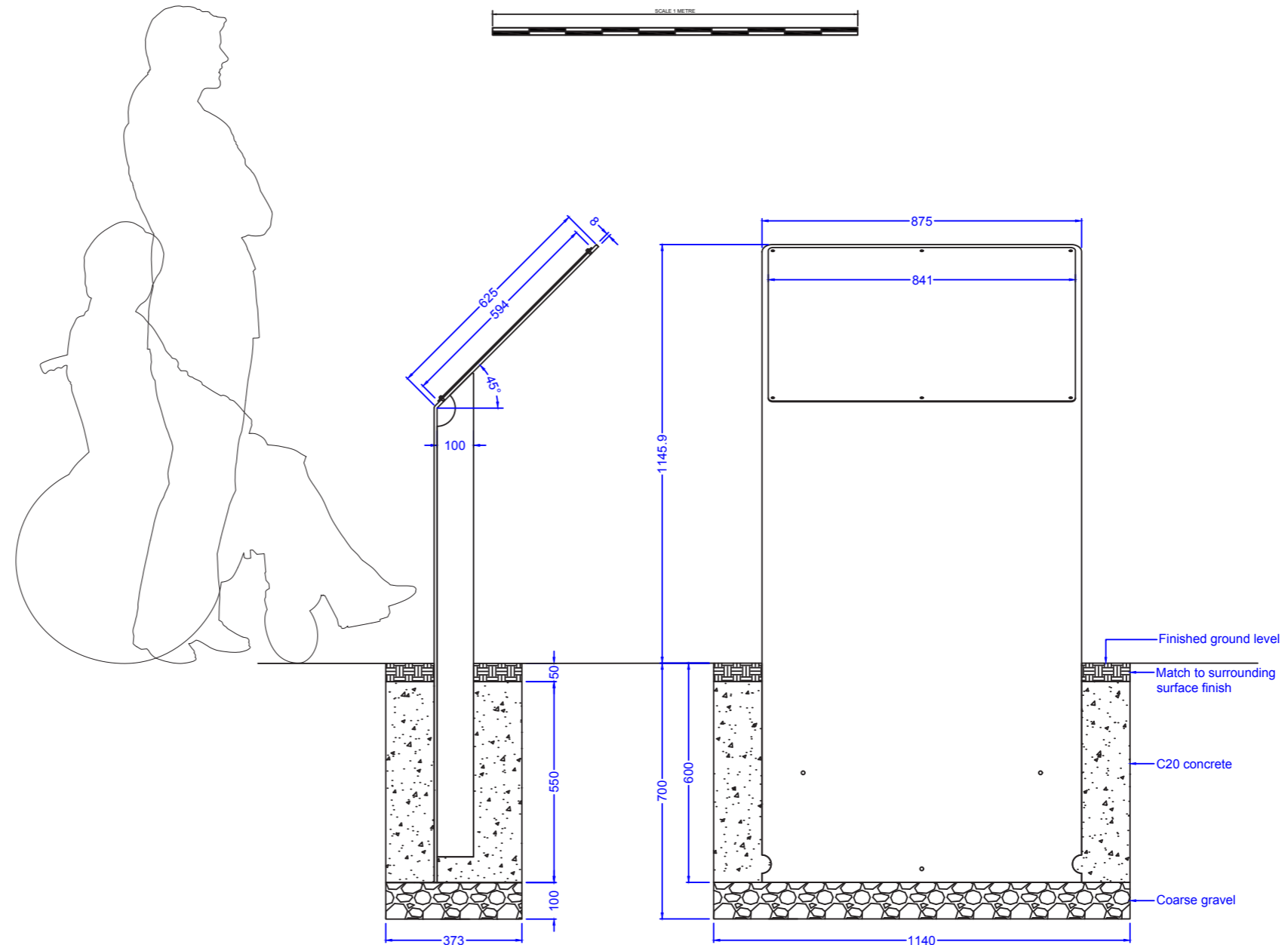
**Weight:** 120kg

**Installation:** Plate extends 600mm below ground level

**Guarantee:** One year manufacturer's warranty



Standard assembly



Note: All dimensions are indicative only. Footing details are subject to soil conditions and structural engineers recommendations.

Specification applies to the standard product. Our range of options usually allow us to accommodate any differences you may require. Please contact us and we will be happy to support you in developing this specification to meet your requirements.

**Manufacturer:** Fitzpatrick Woolmer,  
Unit 7 Lakeside Park, Neptune Close,  
Rochester, Kent, ME2 4LT.

**Tel:** 01634 711 771

**Email:** info@fwdp.co.uk

**Material:** Corten atmospheric corrosion resistant steel plate

**Finish:** Weathered

**Colour:** Natural rusted patina

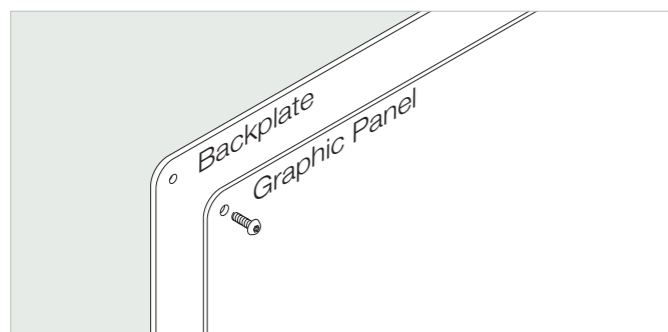
**Visible fixings:** Stainless steel security fixings

**Capacity:** Will accommodate a 3mm thick printed graphic panel

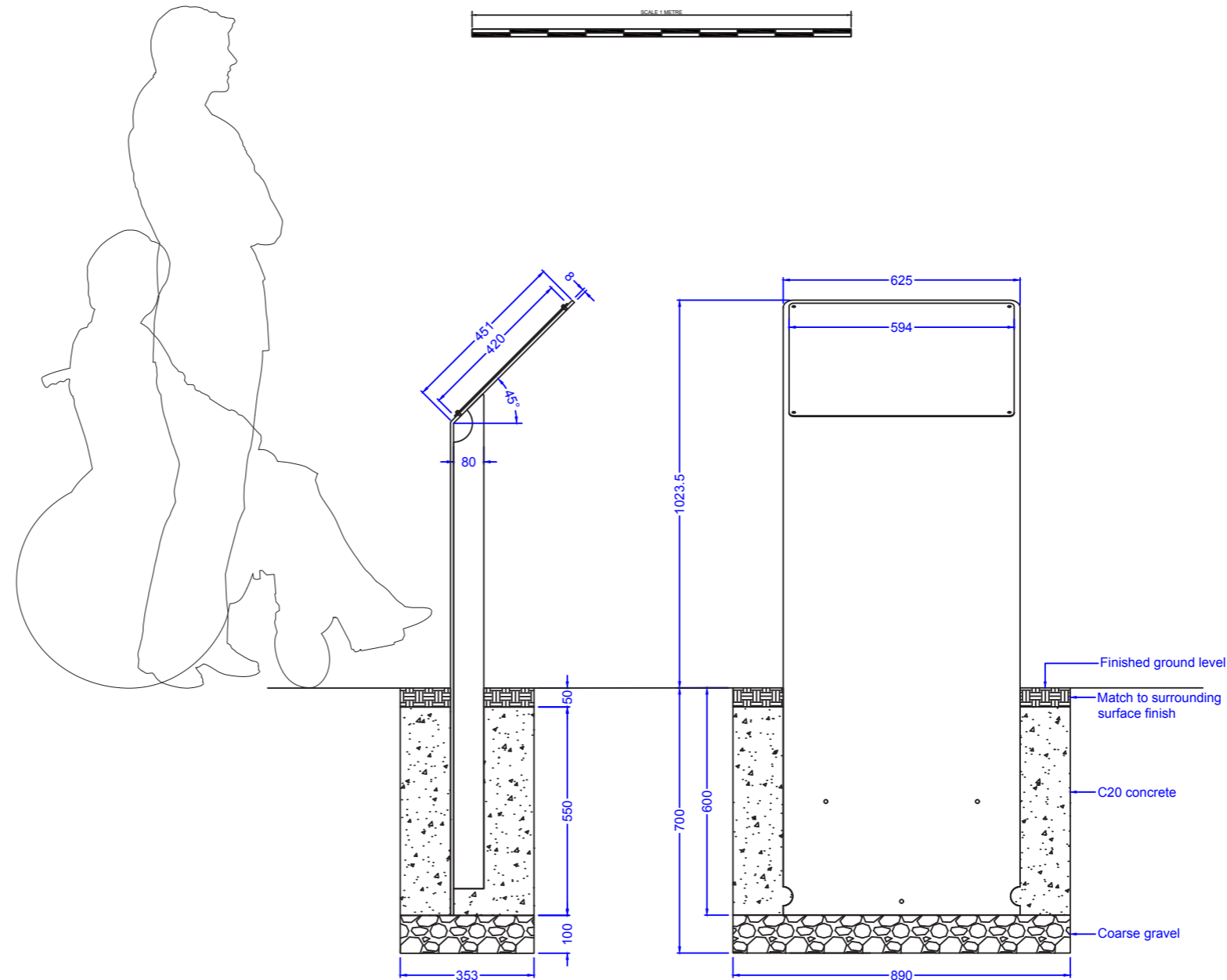
**Weight:** 78kg

**Installation:** Plate extends 600mm below ground level

**Guarantee:** One year manufacturer's warranty



Standard assembly



Note: All dimensions are indicative only. Footing details are subject to soil conditions and structural engineers recommendations.

Specification applies to the standard product. Our range of options usually allow us to accommodate any differences you may require. Please contact us and we will be happy to support you in developing this specification to meet your requirements.

**Manufacturer:** Fitzpatrick Woolmer,  
Unit 7 Lakeside Park, Neptune Close,  
Rochester, Kent, ME2 4LT.

**Tel:** 01634 711 771

**Email:** info@fwdp.co.uk

**Material:** Corten atmospheric corrosion resistant steel plate

**Finish:** Weathered

**Colour:** Natural rusted patina

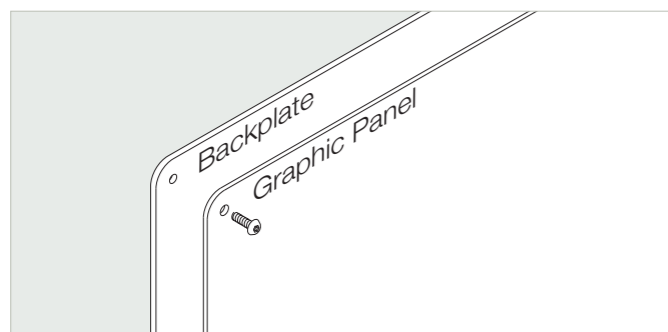
**Visible fixings:** Stainless steel security fixings

**Capacity:** Will accommodate a 3mm thick printed graphic panel

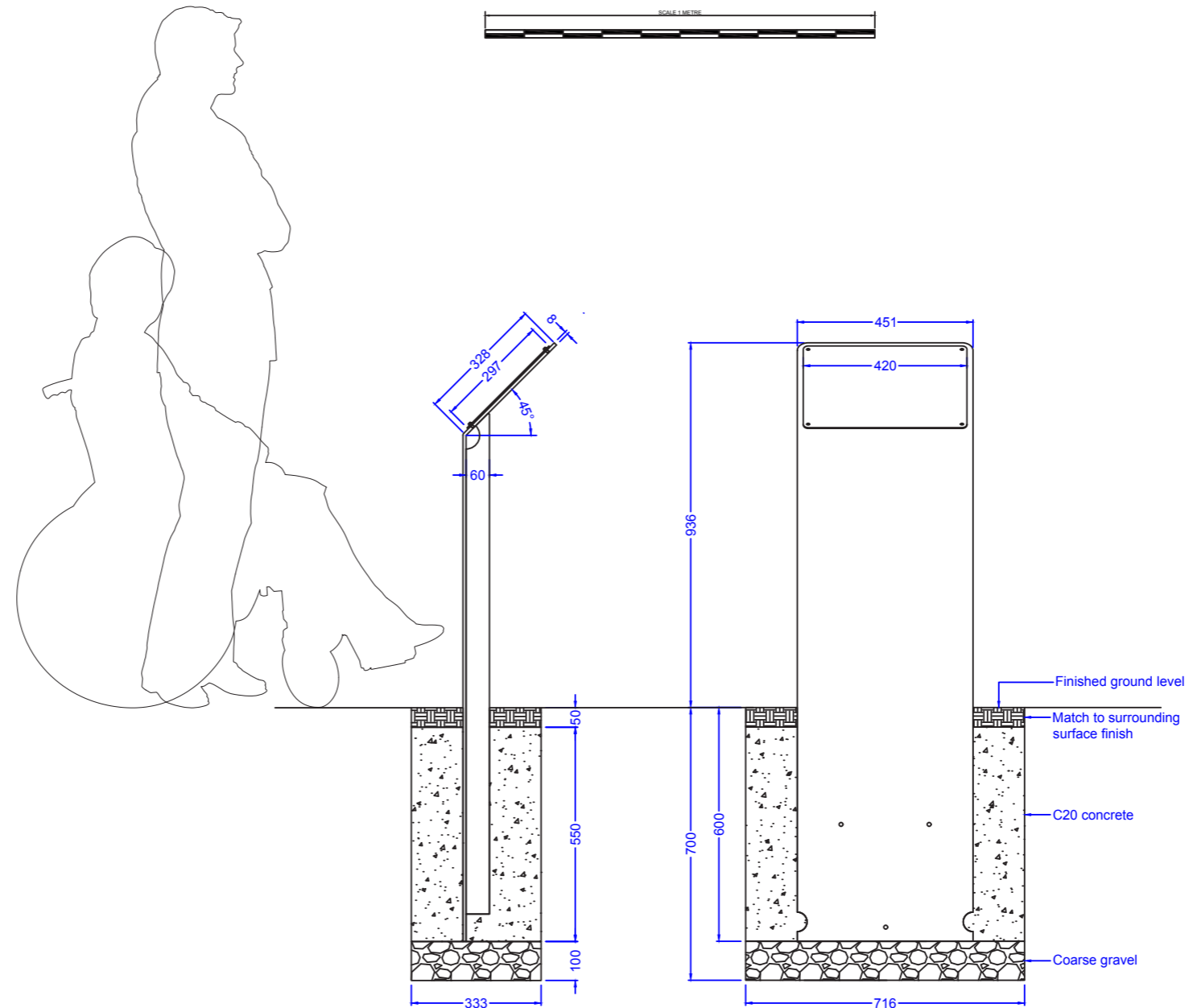
**Weight:** 52kg

**Installation:** Plate extends 600mm below ground level

**Guarantee:** One year manufacturer's warranty



Standard assembly



Note: All dimensions are indicative only. Footing details are subject to soil conditions and structural engineers recommendations.

Specification applies to the standard product. Our range of options usually allow us to accommodate any differences you may require. Please contact us and we will be happy to support you in developing this specification to meet your requirements.

**Manufacturer:** Fitzpatrick Woolmer,  
Unit 7 Lakeside Park, Neptune Close,  
Rochester, Kent, ME2 4LT.

**Tel:** 01634 711 771

**Email:** info@fwdp.co.uk

**Material:** Corten atmospheric corrosion resistant steel plate

**Finish:** Weathered

**Colour:** Natural rusted patina

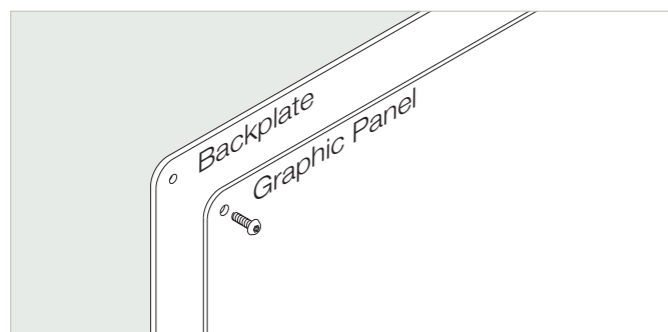
**Visible fixings:** Stainless steel security fixings

**Capacity:** Will accommodate a 3mm thick printed graphic panel

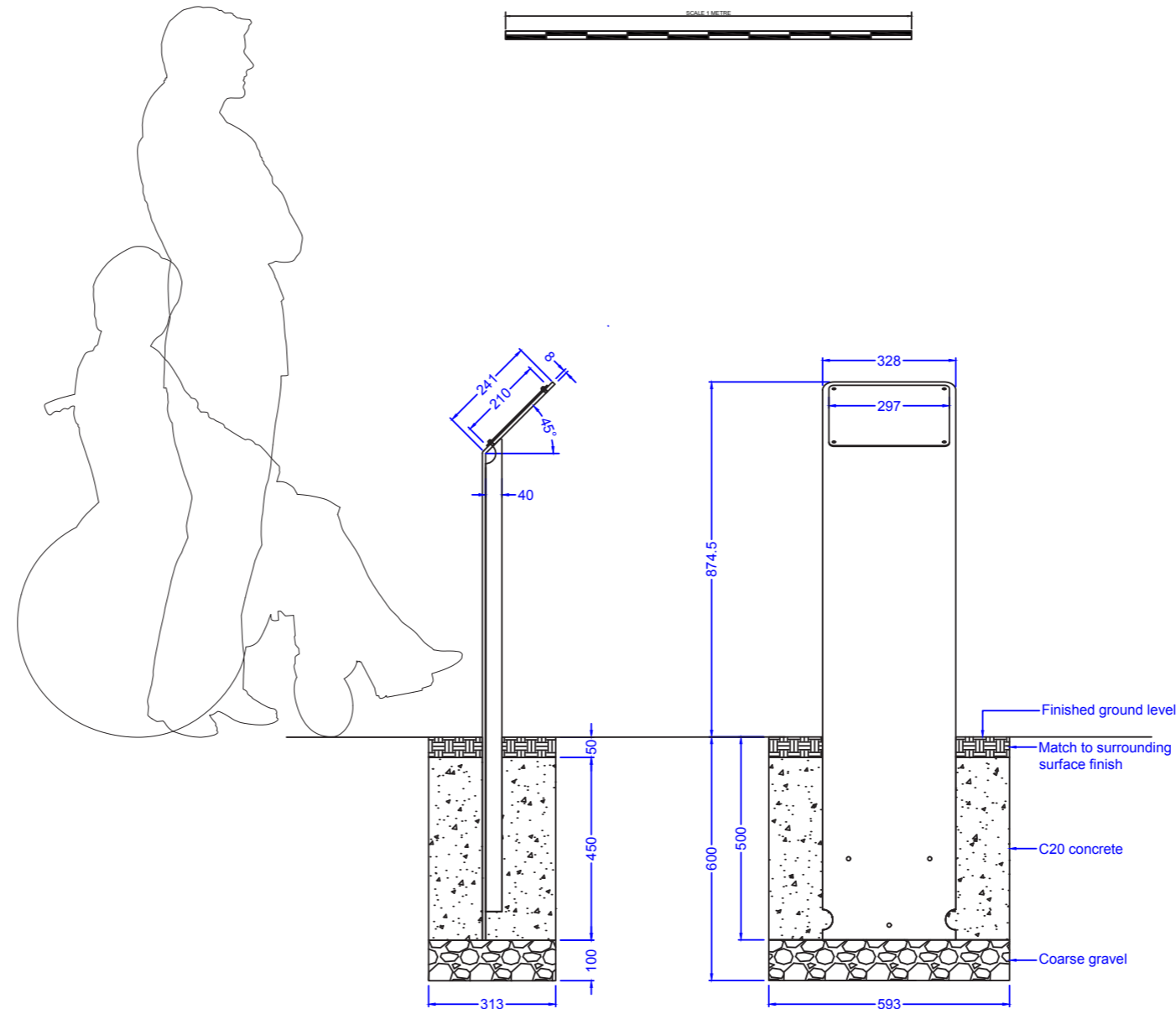
**Weight:** 33kg

**Installation:** Plate extends 500mm below ground level

**Guarantee:** One year manufacturer's warranty



Standard assembly



Note: All dimensions are indicative only. Footing details are subject to soil conditions and structural engineers recommendations.

Specification applies to the standard product. Our range of options usually allow us to accommodate any differences you may require. Please contact us and we will be happy to support you in developing this specification to meet your requirements.

**Manufacturer:** Fitzpatrick Woolmer,  
Unit 7 Lakeside Park, Neptune Close,  
Rochester, Kent, ME2 4LT.

**Tel:** 01634 711 771

**Email:** info@fwdp.co.uk

**Material:** Corten atmospheric corrosion resistant steel plate

**Finish:** Weathered

**Colour:** Natural rusted patina

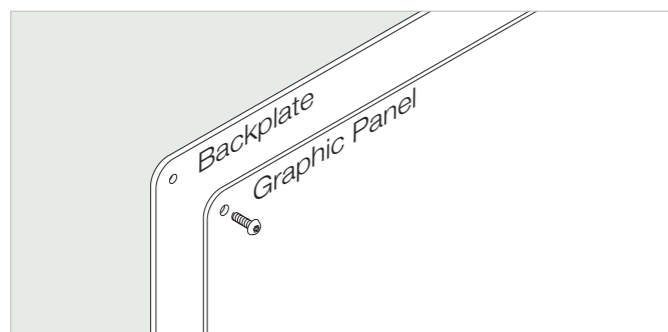
**Visible fixings:** Stainless steel security fixings

**Capacity:** Will accommodate a 3mm thick printed graphic panel

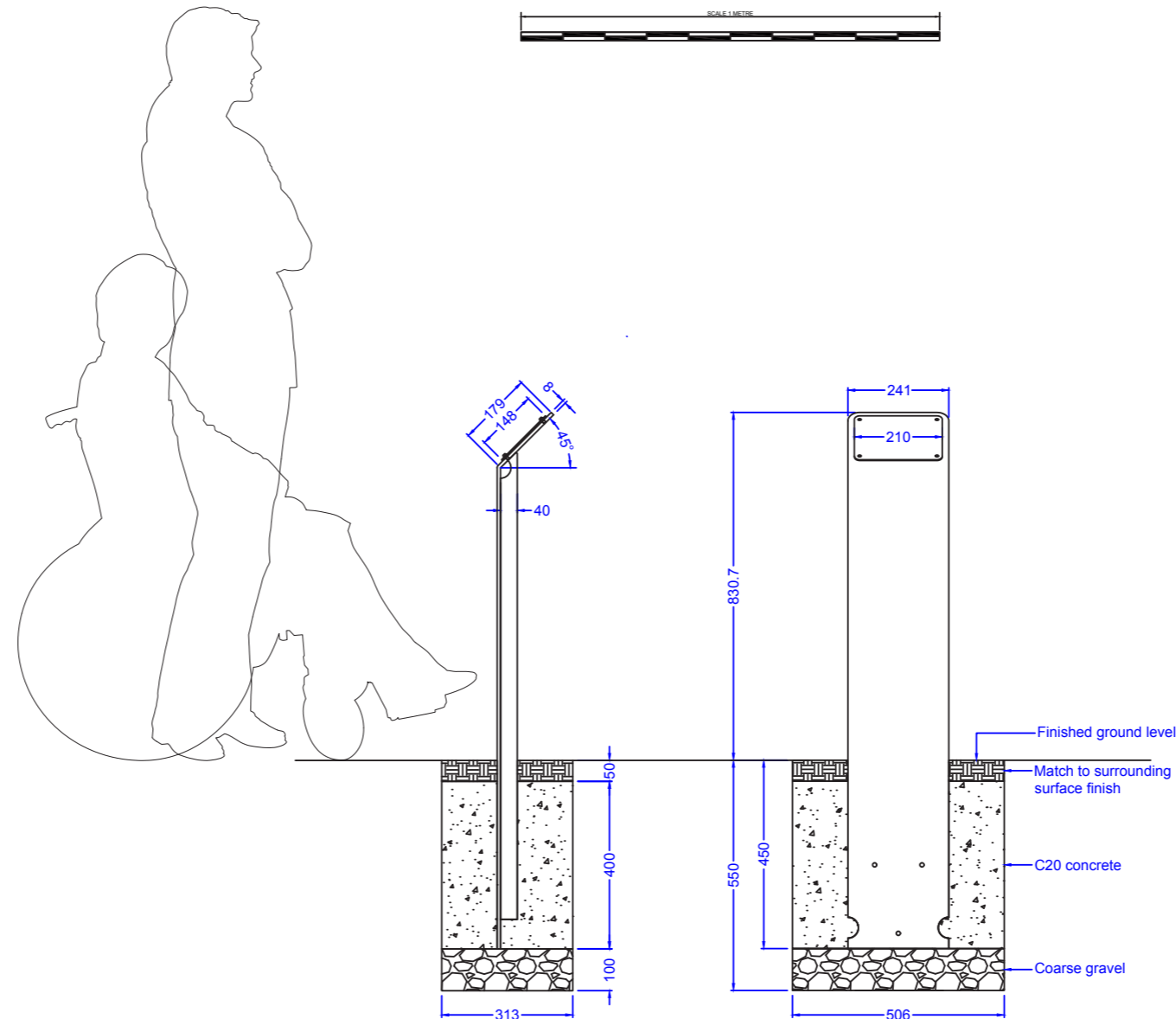
**Weight:** 23kg

**Installation:** Plate extends 450mm below ground level

**Guarantee:** One year manufacturer's warranty



Standard assembly



Note: All dimensions are indicative only. Footing details are subject to soil conditions and structural engineers recommendations.