



# Fitzpatrick Woolmer

## Stainless Steel Chelmer

Our **Chelmer** stainless steel lectern displays will never corrode and offer maximum vandal resistance and durability.

Interpretation panels are presented at a low angle, ideal for children and wheelchair users or in areas where space is limited. Twin leg and single leg lecterns are available in a range of sizes to accommodate larger and smaller interpretation boards.

### Product features

- \* Stainless steel construction
- \* Tamper resistant fixings
- \* Removable graphic panel
- \* Easy access for children and wheelchair users
- \* Powdercoat finish to standard colour
- \* Standard sizes A4, A3, A2, A1 and A0
- \* Standard panoramic sizes 900mm x 300mm, 1200mm x 400mm and 1500mm x 500mm
- \* 1 year manufacturer's warranty

**Fitzpatrick Woolmer Design & Publishing Limited**

Unit 7 Lakeside Park, Neptune Close, Rochester, Kent, ME2 4LT  
 t: 01634 711 771 e: info@fwdp.co.uk w: fwdp.co.uk



By Appointment to His Majesty The King  
 Manufacturer of Signs and Wayfinding  
 Fitzpatrick Woolmer Design & Publishing Ltd, Kent

Specification applies to the standard product. Our range of options usually allow us to accommodate any differences you may require. Please contact us and we will be happy to support you in developing this specification to meet your requirements.

Option delete/ update as appropriate

**Manufacturer:** Fitzpatrick Woolmer,  
Unit 7 Lakeside Park, Neptune Close,  
Rochester, Kent, ME2 4LT.

**Tel:** 01634 711 771

**Email:** info@fwdp.co.uk

**Metal:** Stainless steel

**Grade:** 304

**Finish:** Powdercoat to BS EN 12206:2021 Part 1

**Colour:** RAL 9005 Black

**Fixings:** Stainless steel

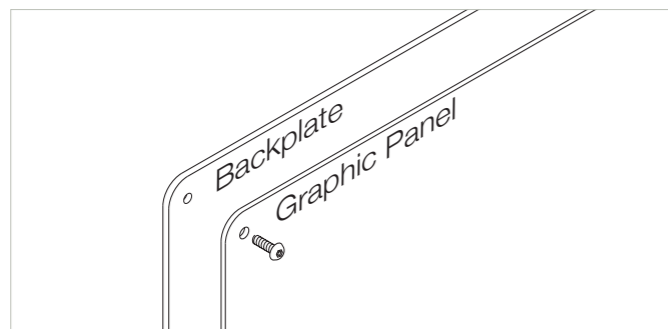
**Type:** Security

**Capacity:** Will accommodate a 3mm thick printed graphic panel

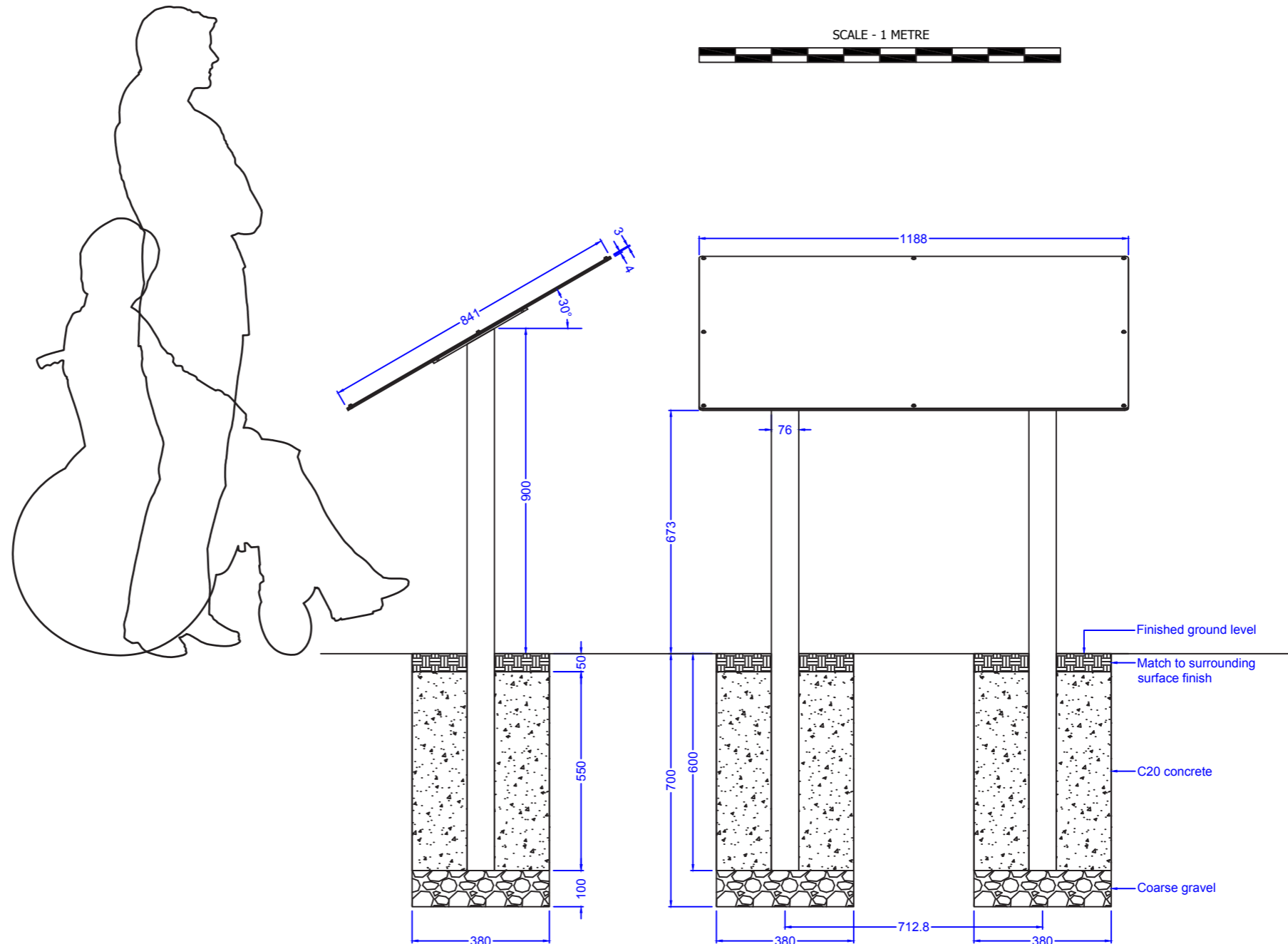
**Weight:** 53kg

**Installation:** Posts extend 600mm below ground level

**Guarantee:** One year manufacturer's warranty



Standard assembly



Note: All dimensions are indicative only. Footing details are subject to soil conditions and structural engineers recommendations.

Specification applies to the standard product. Our range of options usually allow us to accommodate any differences you may require. Please contact us and we will be happy to support you in developing this specification to meet your requirements.

Option delete/ update as appropriate

**Manufacturer:** Fitzpatrick Woolmer,  
Unit 7 Lakeside Park, Neptune Close,  
Rochester, Kent, ME2 4LT.

**Tel:** 01634 711 771

**Email:** info@fwdp.co.uk

**Metal:** Stainless steel

**Grade:** 304

**Finish:** Powdercoat to BS EN 12206:2021 Part 1

**Colour:** RAL 9005 Black

**Fixings:** Stainless steel

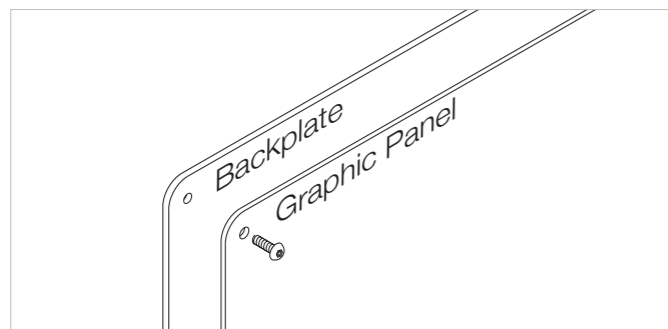
**Type:** Security

**Capacity:** Will accommodate a 3mm thick printed graphic panel

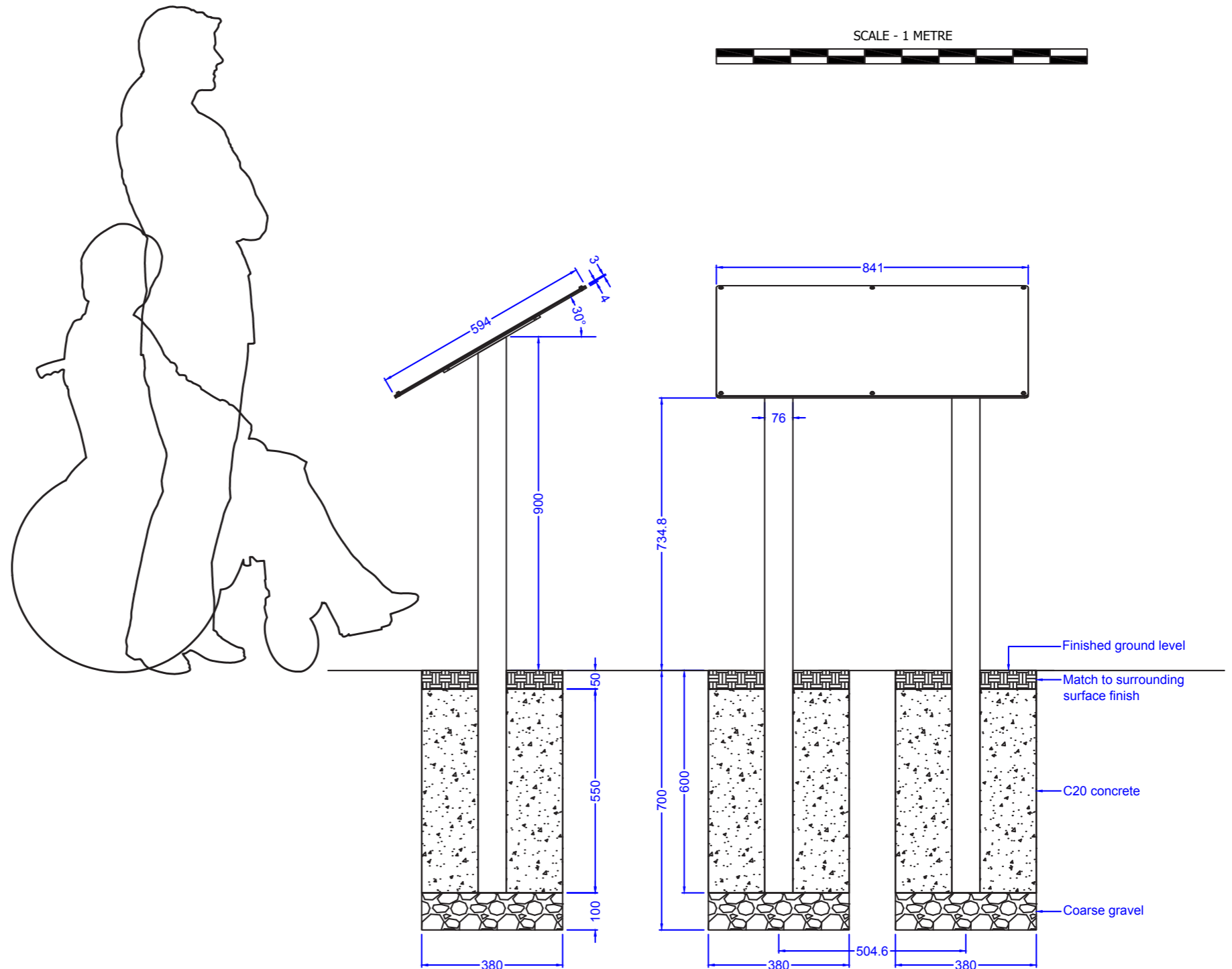
**Weight:** 34kg

**Installation:** Posts extend 600mm below ground level

**Guarantee:** One year manufacturer's warranty



Standard assembly



Note: All dimensions are indicative only. Footing details are subject to soil conditions and structural engineers recommendations.

Specification applies to the standard product. Our range of options usually allow us to accommodate any differences you may require. Please contact us and we will be happy to support you in developing this specification to meet your requirements.

Option delete/ update as appropriate

**Manufacturer:** Fitzpatrick Woolmer,  
Unit 7 Lakeside Park, Neptune Close,  
Rochester, Kent, ME2 4LT.

**Tel:** 01634 711 771

**Email:** info@fwdp.co.uk

**Metal:** Stainless steel

**Grade:** 304

**Finish:** Powdercoat to BS EN 12206:2021 Part 1

**Colour:** RAL 9005 Black

**Fixings:** Stainless steel

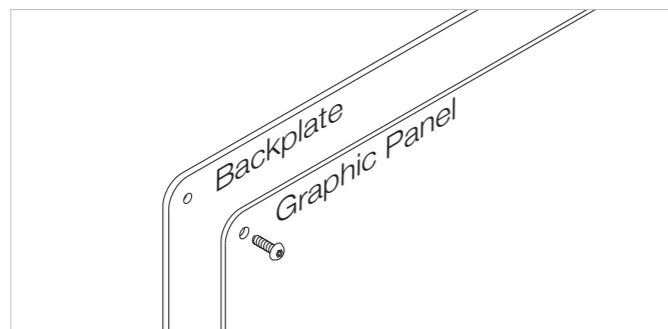
**Type:** Security

**Capacity:** Will accommodate a 3mm thick printed graphic panel

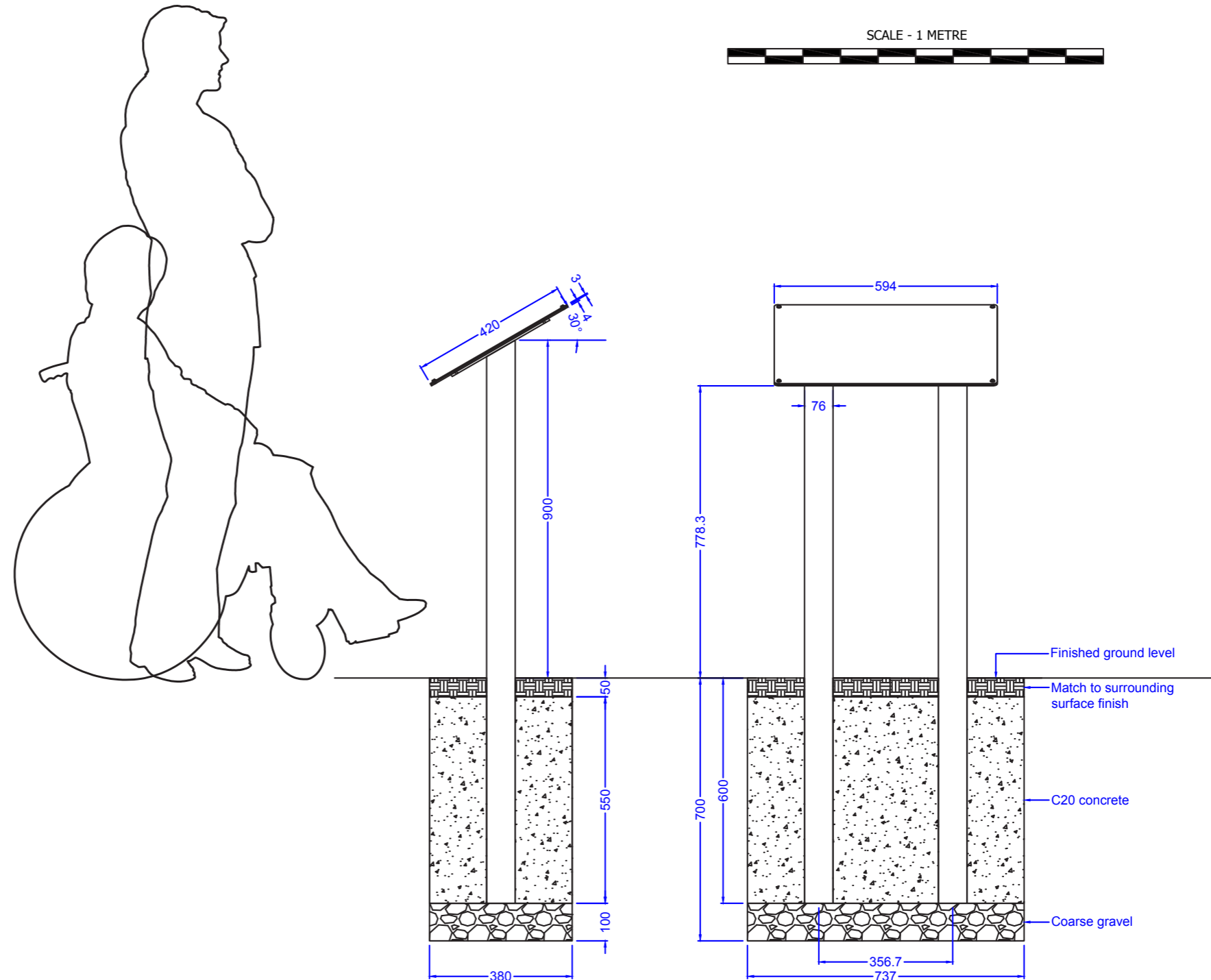
**Weight:** 24kg

**Installation:** Posts extend 600mm below ground level

**Guarantee:** One year manufacturer's warranty



Standard assembly



Note: All dimensions are indicative only. Footing details are subject to soil conditions and structural engineers recommendations.

Specification applies to the standard product. Our range of options usually allow us to accommodate any differences you may require. Please contact us and we will be happy to support you in developing this specification to meet your requirements.

Option delete/ update as appropriate

**Manufacturer:** Fitzpatrick Woolmer,  
Unit 7 Lakeside Park, Neptune Close,  
Rochester, Kent, ME2 4LT.

**Tel:** 01634 711 771

**Email:** info@fwdp.co.uk

**Metal:** Stainless steel

**Grade:** 304

**Finish:** Powdercoat to BS EN 12206:2021 Part 1

**Colour:** RAL 9005 Black

**Fixings:** Stainless steel

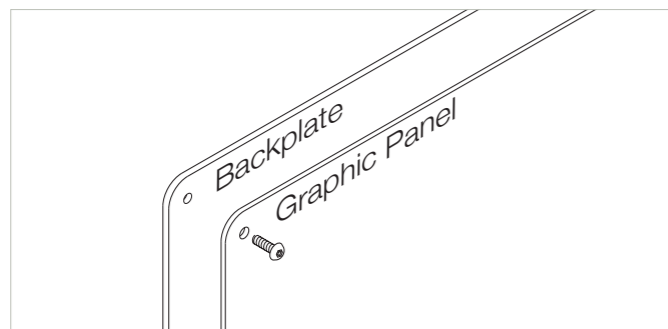
**Type:** Security

**Capacity:** Will accommodate a 3mm thick printed graphic panel

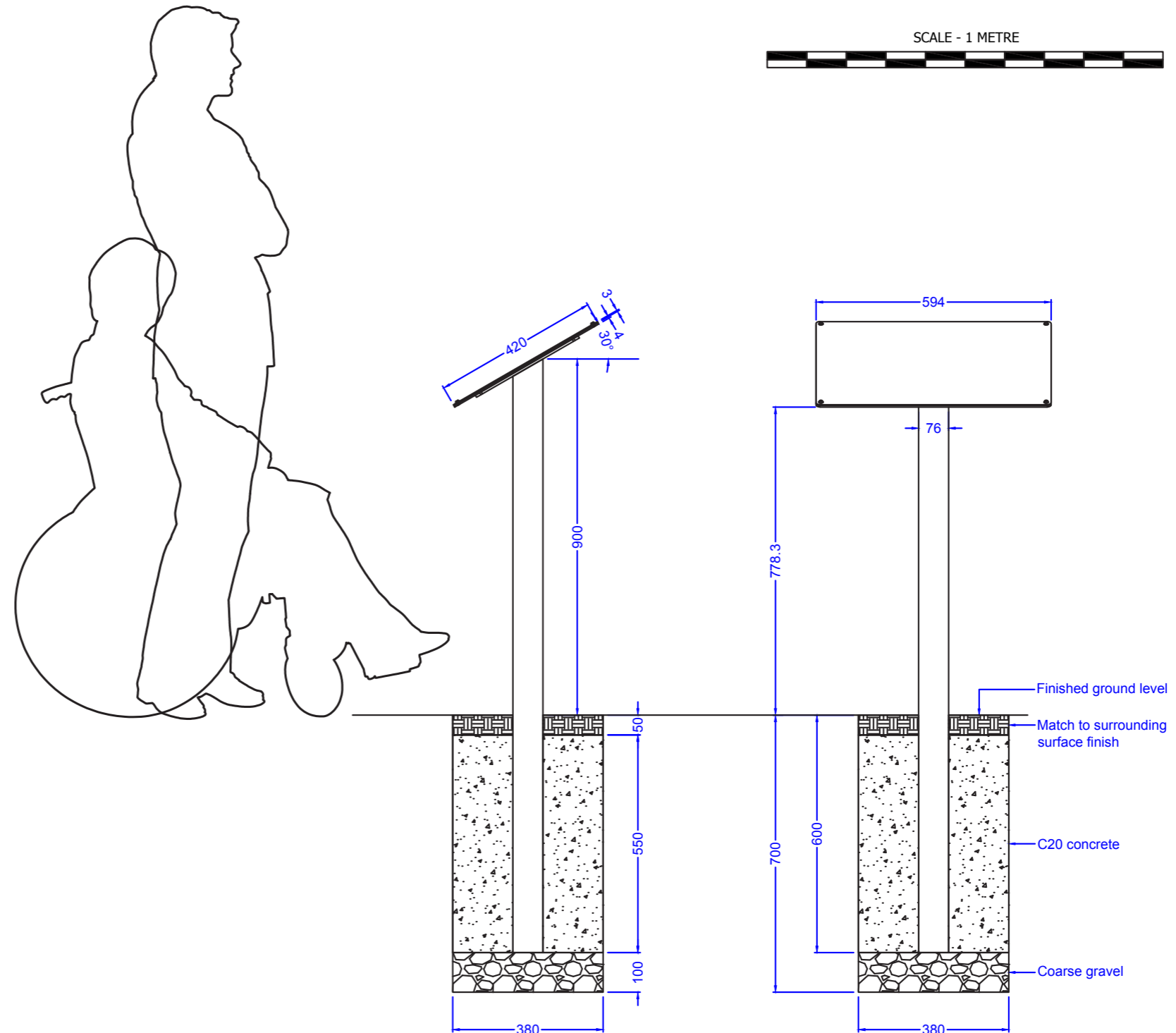
**Weight:** 18kg

**Installation:** Posts extend 600mm below ground level

**Guarantee:** One year manufacturer's warranty



Standard assembly



Note: All dimensions are indicative only. Footing details are subject to soil conditions and structural engineers recommendations.

Specification applies to the standard product. Our range of options usually allow us to accommodate any differences you may require. Please contact us and we will be happy to support you in developing this specification to meet your requirements.

Option delete/ update as appropriate

**Manufacturer:** Fitzpatrick Woolmer,  
Unit 7 Lakeside Park, Neptune Close,  
Rochester, Kent, ME2 4LT.

**Tel:** 01634 711 771

**Email:** info@fwdp.co.uk

**Metal:** Stainless steel

**Grade:** 304

**Finish:** Powdercoat to BS EN 12206:2021 Part 1

**Colour:** RAL 9005 Black

**Fixings:** Stainless steel

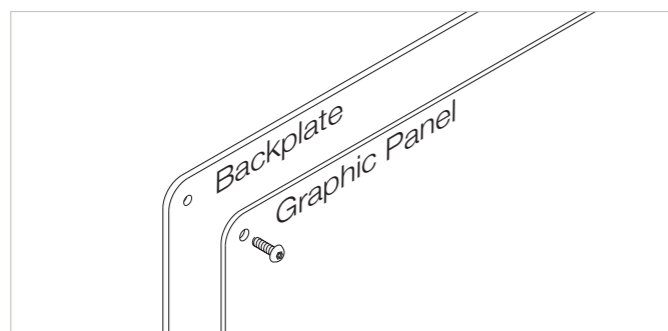
**Type:** Security

**Capacity:** Will accommodate a 3mm thick printed graphic panel

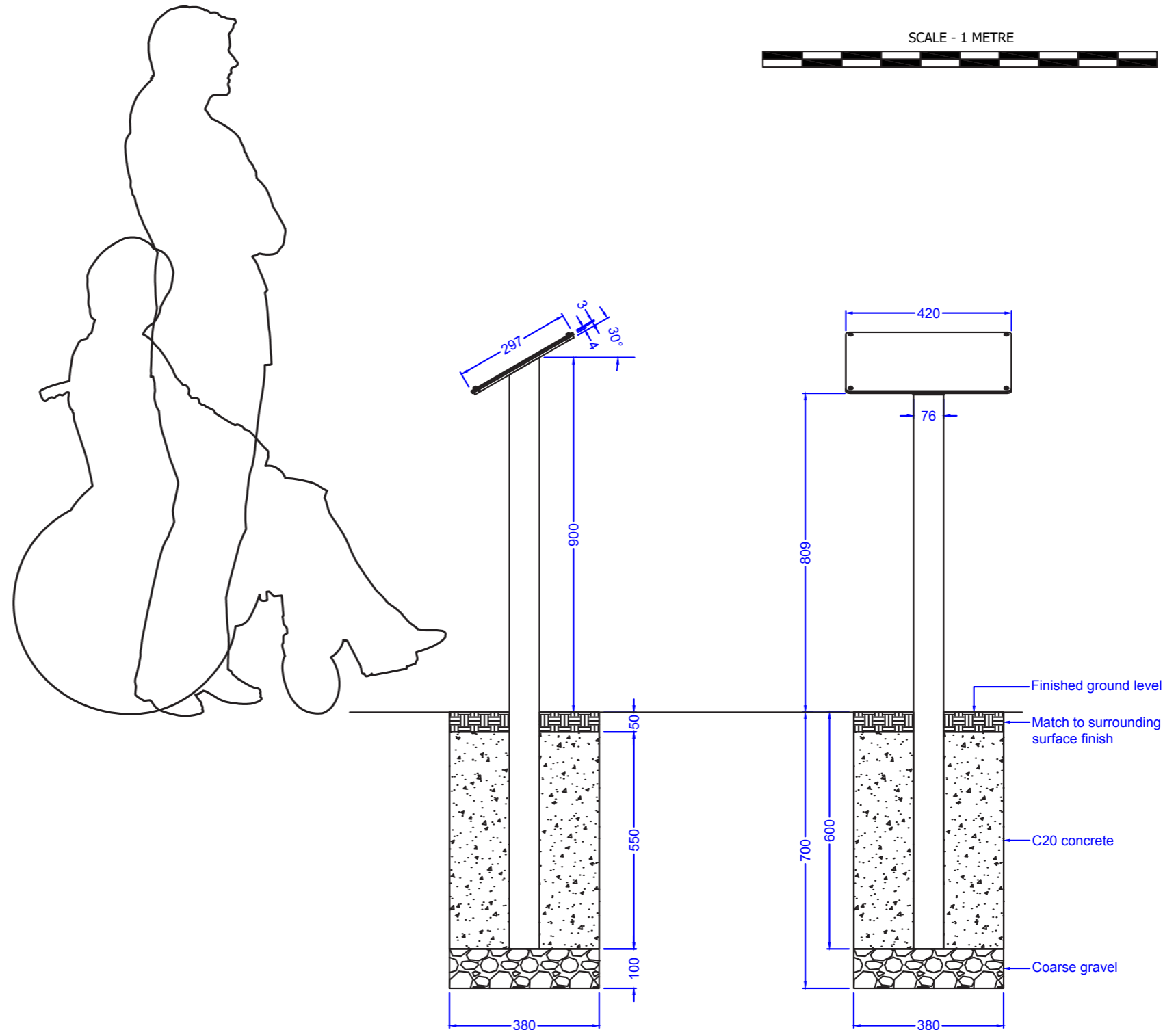
**Weight:** 13kg

**Installation:** Posts extend 600mm below ground level

**Guarantee:** One year manufacturer's warranty



Standard assembly



Note: All dimensions are indicative only. Footing details are subject to soil conditions and structural engineers recommendations.

Specification applies to the standard product. Our range of options usually allow us to accommodate any differences you may require. Please contact us and we will be happy to support you in developing this specification to meet your requirements.

Option delete/ update as appropriate

**Manufacturer:** Fitzpatrick Woolmer,  
Unit 7 Lakeside Park, Neptune Close,  
Rochester, Kent, ME2 4LT.

**Tel:** 01634 711 771

**Email:** info@fwdp.co.uk

**Metal:** Stainless steel

**Grade:** 304

**Finish:** Powdercoat to BS EN 12206:2021 Part 1

**Colour:** RAL 9005 Black

**Fixings:** Stainless steel

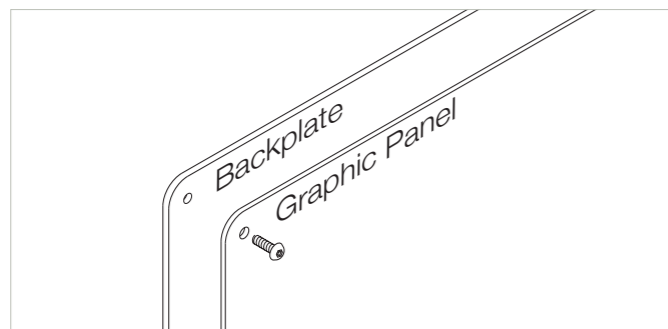
**Type:** Security

**Capacity:** Will accommodate a 3mm thick  
printed graphic panel

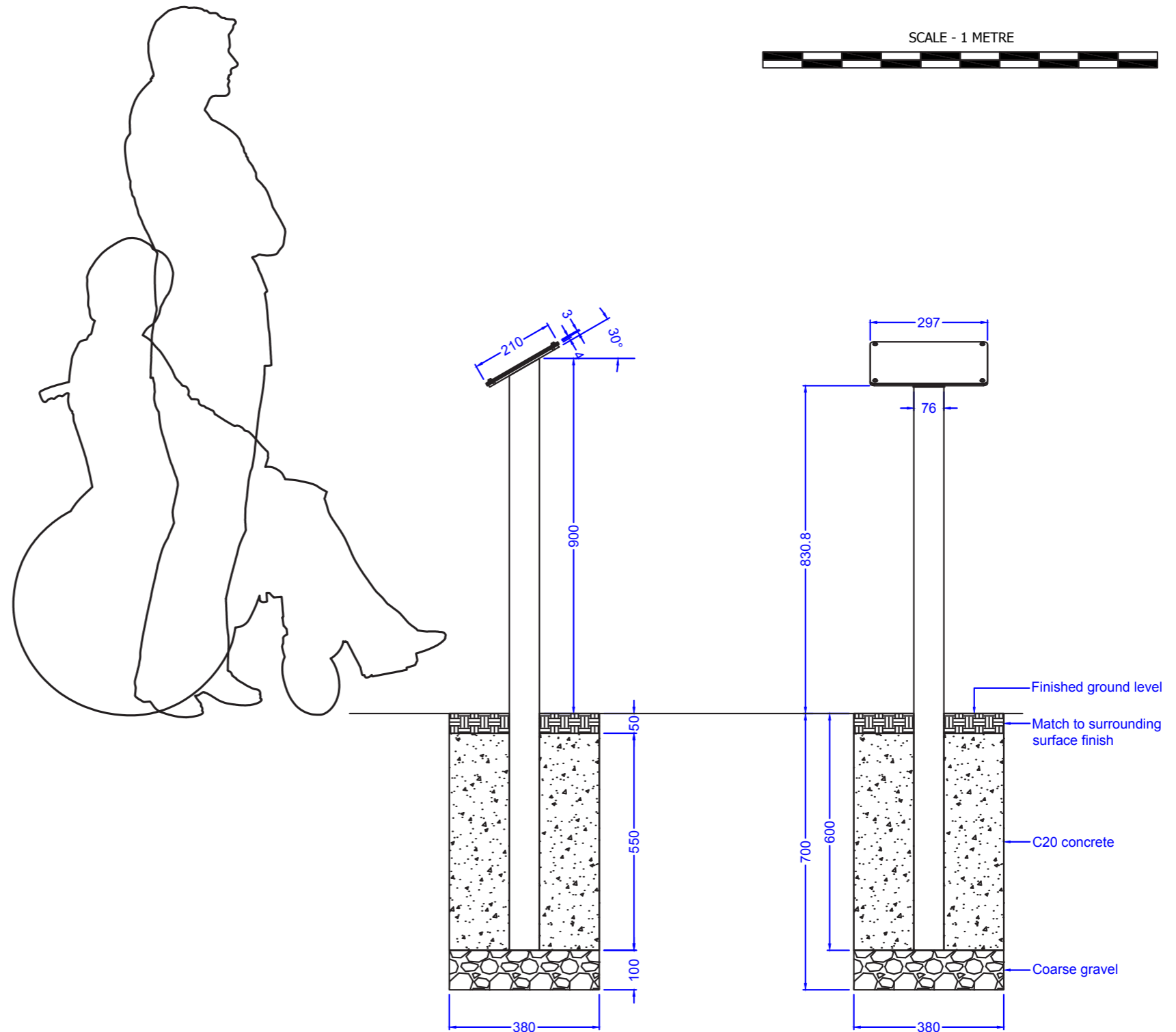
**Weight:** 10kg

**Installation:** Posts extend 600mm below  
ground level

**Guarantee:** One year manufacturer's warranty



Standard assembly



Note: All dimensions are indicative only. Footing details are subject to soil conditions and structural engineers recommendations.

Specification applies to the standard product. Our range of options usually allow us to accommodate any differences you may require. Please contact us and we will be happy to support you in developing this specification to meet your requirements.

Option delete/ update as appropriate

**Manufacturer:** Fitzpatrick Woolmer,  
Unit 7 Lakeside Park, Neptune Close,  
Rochester, Kent, ME2 4LT.

**Tel:** 01634 711 771

**Email:** info@fwdp.co.uk

**Metal:** Stainless steel

**Grade:** 304

**Finish:** Powdercoat to BS EN 12206:2021 Part 1

**Colour:** RAL 9005 Black

**Fixings:** Stainless steel

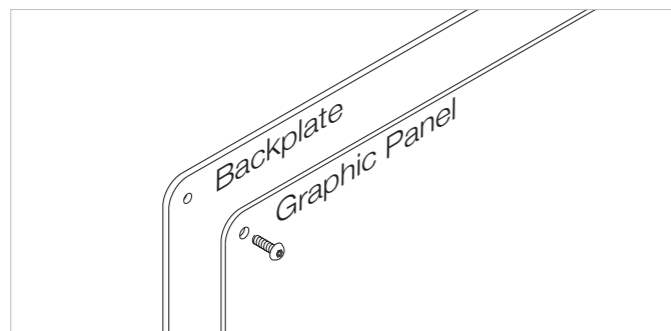
**Type:** Security

**Capacity:** Will accommodate a 3mm thick printed graphic panel

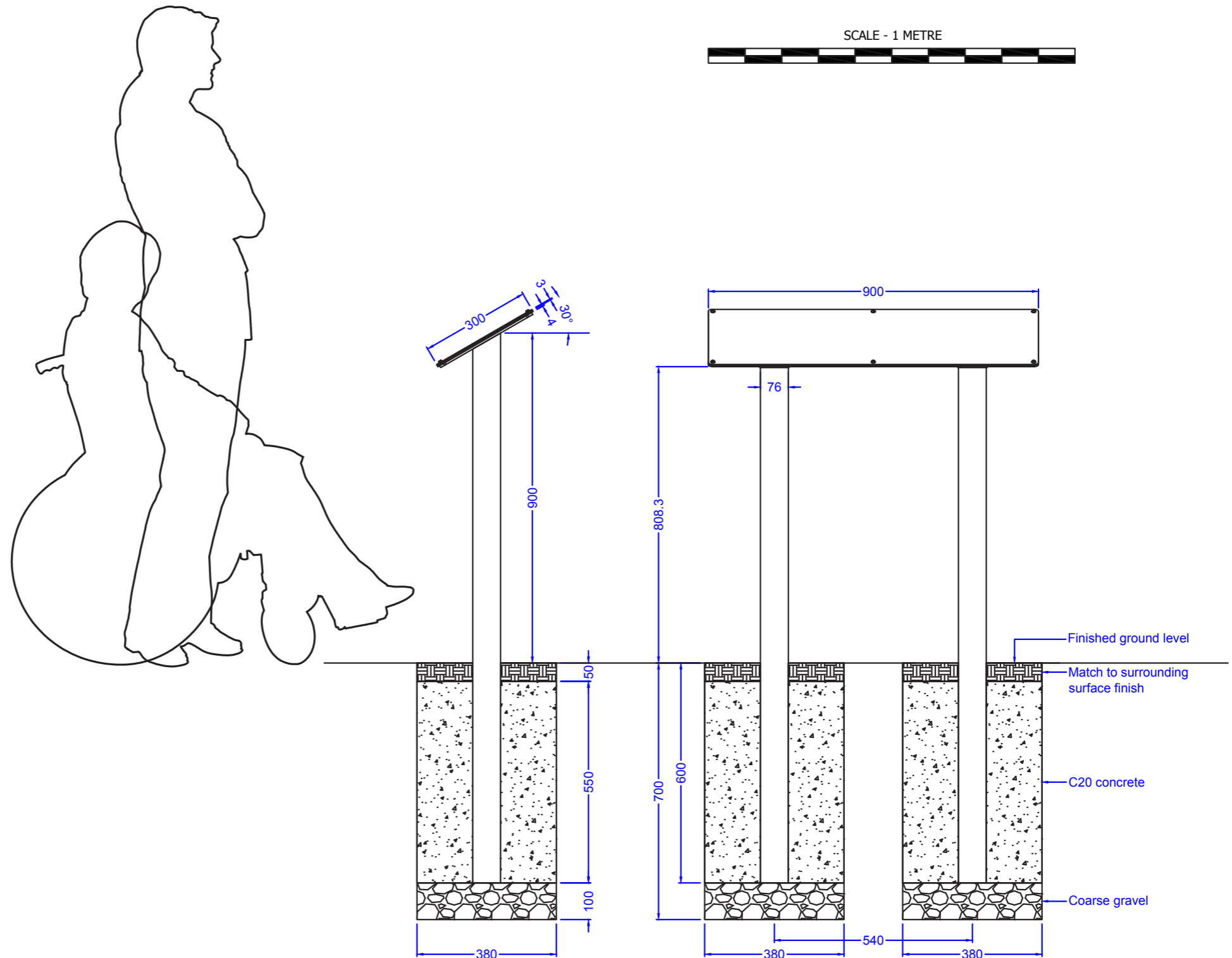
**Weight:** 25kg

**Installation:** Posts extend 600mm below ground level

**Guarantee:** One year manufacturer's warranty



Standard assembly



Note: All dimensions are indicative only. Footing details are subject to soil conditions and structural engineers recommendations.

Specification applies to the standard product. Our range of options usually allow us to accommodate any differences you may require. Please contact us and we will be happy to support you in developing this specification to meet your requirements.

Option delete/ update as appropriate

**Manufacturer:** Fitzpatrick Woolmer,  
Unit 7 Lakeside Park, Neptune Close,  
Rochester, Kent, ME2 4LT.

**Tel:** 01634 711 771

**Email:** info@fwdp.co.uk

**Metal:** Stainless steel

**Grade:** 304

**Finish:** Powdercoat to BS EN 12206:2021 Part 1

**Colour:** RAL 9005 Black

**Fixings:** Stainless steel

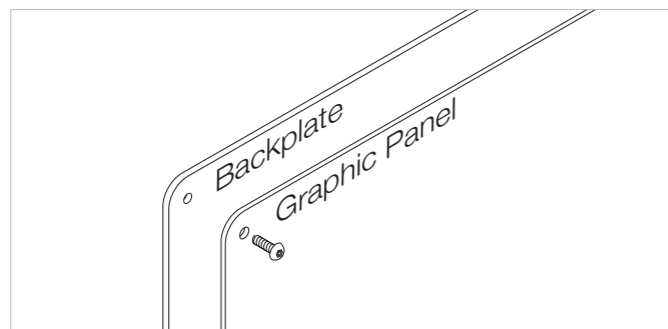
**Type:** Security

**Capacity:** Will accommodate a 3mm thick printed graphic panel

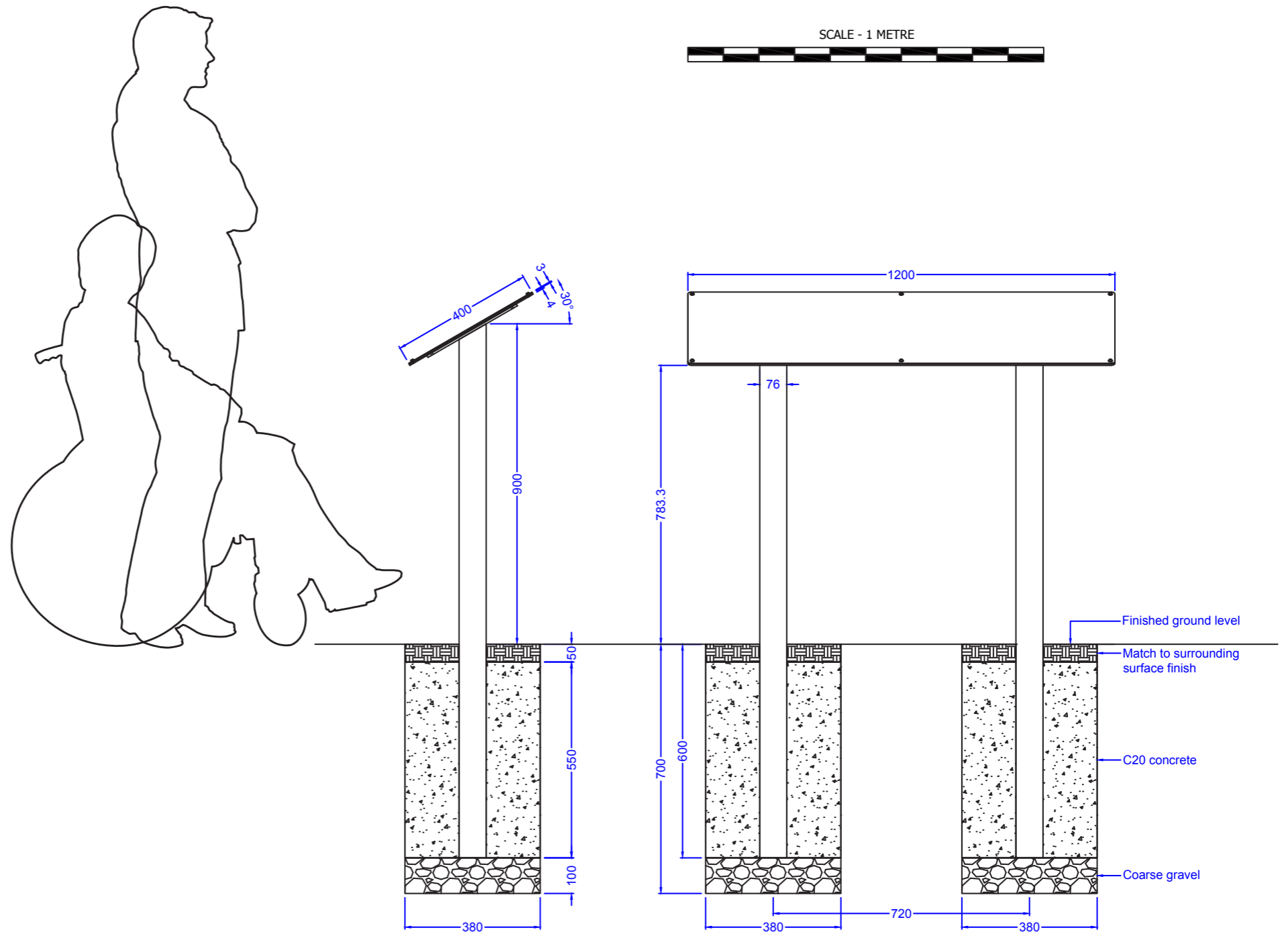
**Weight:** 33kg

**Installation:** Posts extend 600mm below ground level

**Guarantee:** One year manufacturer's warranty



Standard assembly



Note: All dimensions are indicative only. Footing details are subject to soil conditions and structural engineers recommendations.

Specification applies to the standard product. Our range of options usually allow us to accommodate any differences you may require. Please contact us and we will be happy to support you in developing this specification to meet your requirements.

Option delete/ update as appropriate

**Manufacturer:** Fitzpatrick Woolmer,  
Unit 7 Lakeside Park, Neptune Close,  
Rochester, Kent, ME2 4LT.

**Tel:** 01634 711 771

**Email:** info@fwdp.co.uk

**Metal:** Stainless steel

**Grade:** 304

**Finish:** Powdercoat to BS EN 12206:2021 Part 1

**Colour:** RAL 9005 Black

**Fixings:** Stainless steel

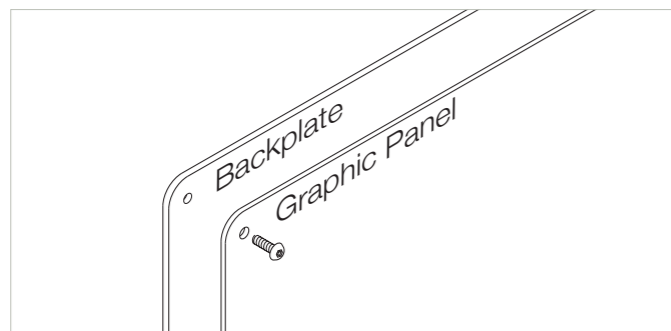
**Type:** Security

**Capacity:** Will accommodate a 3mm thick printed graphic panel

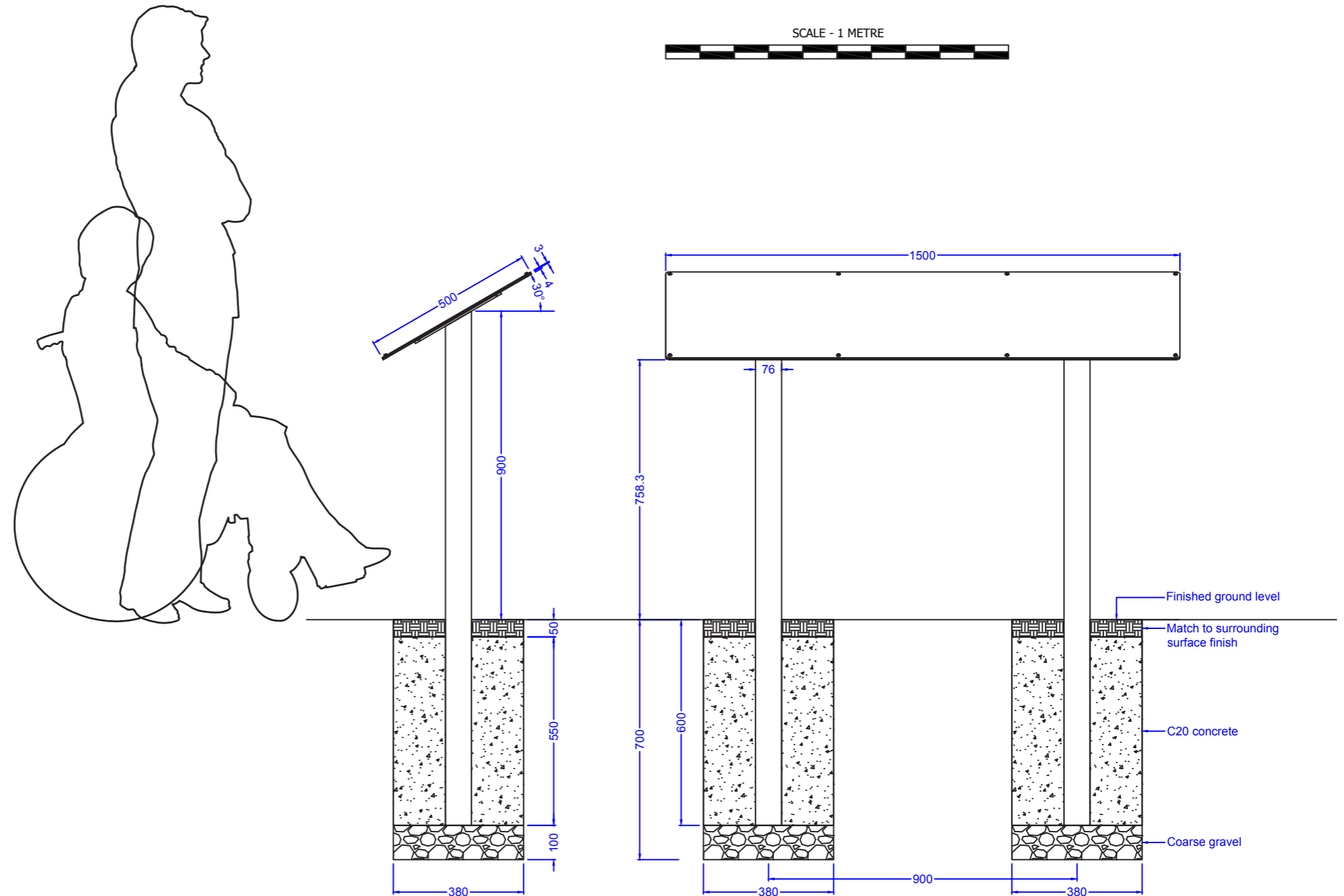
**Weight:** 44kg

**Installation:** Posts extend 600mm below ground level

**Guarantee:** One year manufacturer's warranty



Standard assembly



Note: All dimensions are indicative only. Footing details are subject to soil conditions and structural engineers recommendations.